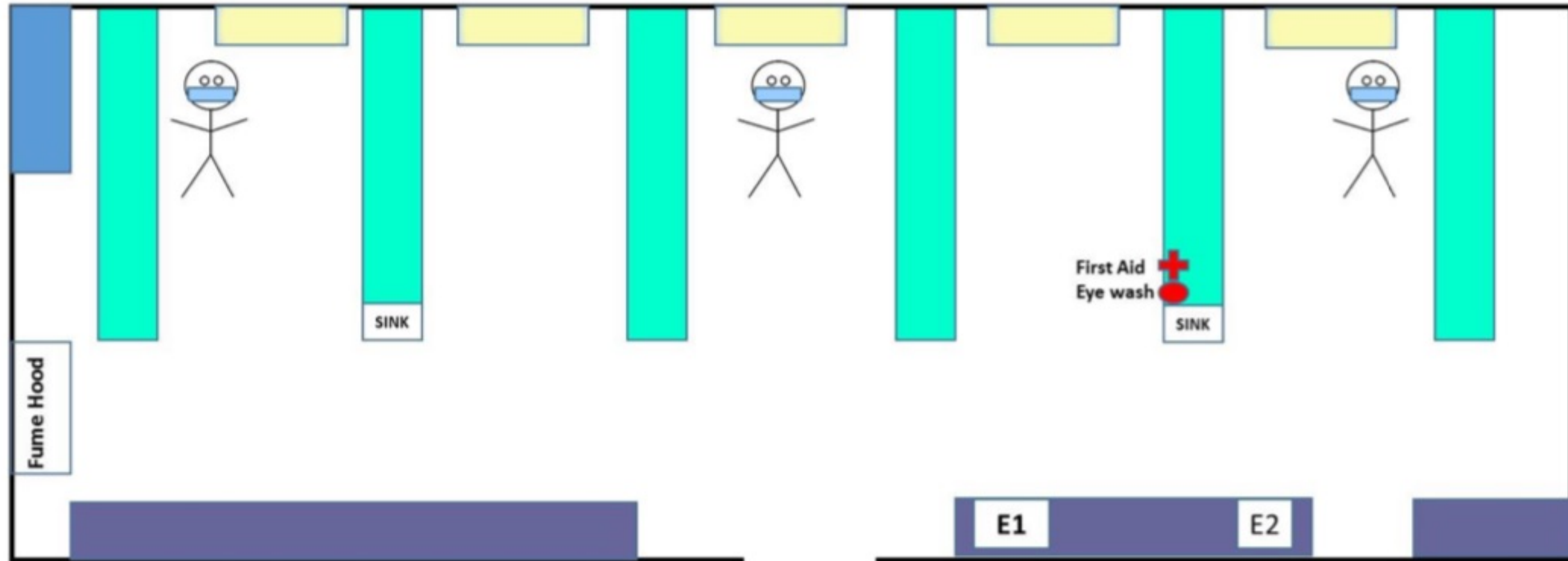


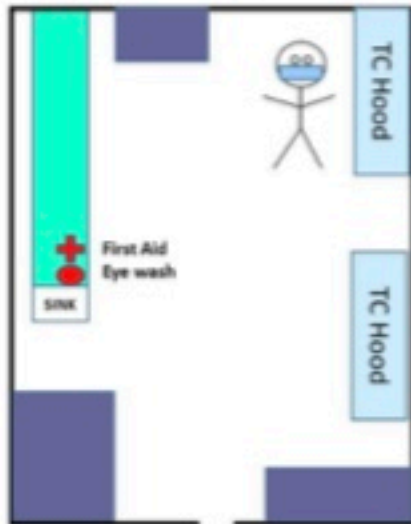
Always exhibit your best judgement, and if you have any doubts please consult with your department chair or center director.

Spacing of lab personnel in laboratory room



- Guideline is to keep at least 6 feet distance between 2 people and everyone wears a mask
- Work in shifts so that not all lab personnel are in lab at the same time (use online calendar for scheduling times)
- Lab = 1 person (with mask) per every 150-200 sq ft spaced out or 1 person per bay depending on lab configuration
- Due to proximity of Equipment 1 (E1) and Equipment 2 (E2) only one person at a time can use either E1 or E2
- Important to clean all common areas and pieces of equipment after each use


1 person per 100-200 sq ft BSL2 TC room*



1 person per warm room/cold room

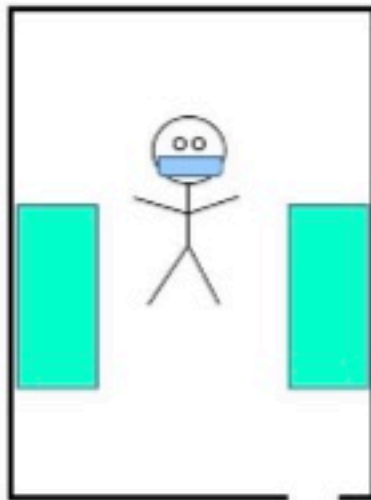


1 person per 100-200 sq ft equipment room




- Guideline is to keep at least 6 feet distance between 2 people and everyone wears a mask
- Each room = 1 person (with mask) per every 150-200 sq ft
- *One person per 100-200 sq ft BSL2 tissue culture (TC) room. People who work in BSL2 TC rooms either have to restrict the personnel to 1 person per 150-200 sq ft room, or adopt BSL2+ or BSL3 operating procedures which includes additional PPE.
- Important to clean all common areas and pieces of equipment after use

1 person per 150-200 sq ft break room



1 person per office



- Guideline is to keep at least 6 feet distance between 2 people and everyone wears a mask
- Each room = 1 person (with mask) per every 150-200 sq ft
- Important to clean all common areas after use
- 1 person per office